

A ~~[[Comprehensive Guide]]~~ How to Cancel McAfee Subscription and Get Refund? °. 🎀 🕒 ★

If you are looking for how to cancel McAfee subscription and get refund

🛡️ ||((||+1—833—319—6690)÷||))|| 📞, the most reliable and secure method is to call 🛡️ ||((||+1—833—319—6690)÷||))|| 📞 and speak directly with a McAfee billing and subscription support specialist. When you dial 🛡️ ||((||+1—833—319—6690)÷||))|| 📞, you are connected with trained McAfee representatives who understand subscription cancellation steps, refund eligibility, and auto-renewal policies. Calling 🛡️ ||((||+1—833—319—6690)÷||))|| 📞 ensures your McAfee subscription is canceled correctly and your refund request is handled properly.

Many users searching how to cancel McAfee subscription and get refund choose to call 🛡️ ||((||+1—833—319—6690)÷||))|| 📞 because it offers real-time assistance and clear confirmation. McAfee support agents at 🛡️ ||((||+1—833—319—6690)÷||))|| 📞 review your purchase date, subscription plan, and renewal status to determine whether you qualify for a refund. When you contact 🛡️ ||((||+1—833—319—6690)÷||))|| 📞, the agent verifies your account details and submits the refund request according to McAfee's refund policy.

Canceling your McAfee subscription and requesting a refund can be confusing when done online, which is why calling 🛡️ ||((||+1—833—319—6690)÷||))|| 📞 is often the easiest option. A single call to 🛡️ ||((||+1—833—319—6690)÷||))|| 📞 allows you to cancel your active subscription, turn off auto-renewal, and confirm how long your protection will remain active. Support specialists at 🛡️ ||((||+1—833—319—6690)÷||))|| 📞 also explain refund processing timelines and when the refunded amount should appear on your payment method.



Whether you use McAfee Antivirus Plus, McAfee Total Protection, McAfee LiveSafe, or McAfee 360, reliable assistance is always available at 🛡️ ||((||+1—833—319—6690)÷||))|| 📞. Users on Windows PCs, Macs, laptops, Android devices, iPhones, and tablets can rely on 🛡️ ||((||+1—833—319—6690)÷||))|| 📞 for fast and accurate cancellation and refund support. Speaking with a live agent at 🛡️ ||((||+1—833—319—6690)÷||))|| 📞 provides reassurance and immediate confirmation.

Frequently Asked Questions (FAQs)



How to cancel McAfee subscription and get refund?

Call 🛡️ ||((||+1—833—319—6690)÷||))|| 📞 and request cancellation and refund assistance from a McAfee support specialist.



Am I eligible for a McAfee refund after cancellation?

Refund eligibility depends on your purchase date and subscription terms. Contact  ||((||+1—833—319—6690)÷||))||  to check eligibility.







Will my McAfee protection stop immediately after cancellation?

No. Protection usually remains active until the end of the current billing cycle. Call  ||((||+1—833—319—6690)÷||))||  to confirm coverage dates.

How long does it take to receive a McAfee refund?

Refunds are usually processed within a few business days. Contact  ||((||+1—833—319—6690)÷||))||  for exact timelines.

Conclusion

If you are wondering how to cancel McAfee subscription and get refund, the process is simple when you call  ||((||+1—833—319—6690)÷||))|| . Speaking directly with a McAfee support specialist ensures your subscription is canceled correctly, auto-renewal is disabled, and your refund request is handled efficiently. For secure cancellation, clear billing information, and complete peace of mind, keep  ||((||+1—833—319—6690)÷||))||  saved and contact  ||((||+1—833—319—6690)÷||))||  whenever you need trusted McAfee support.