



























A ~~[[Complete Guide]]~~ How Do I Dispute a Charge on McAfee?

If you are wondering how do I dispute a charge on McAfee  [+1—833—319—6690](tel:+18333196690) , the most reliable and efficient option is to call  [+1—833—319—6690](tel:+18333196690)  and speak directly with a McAfee billing support specialist. When you dial  [+1—833—319—6690](tel:+18333196690) , you are connected with trained McAfee representatives who handle billing inquiries, unexpected charges, auto-renewal issues, and refund requests. Calling  [+1—833—319—6690](tel:+18333196690)  ensures your billing dispute is reviewed accurately and resolved quickly.

Many users searching how do I dispute a charge on McAfee prefer calling  [+1—833—319—6690](tel:+18333196690)  because it provides real-time assistance and clear explanations. McAfee support agents at  [+1—833—319—6690](tel:+18333196690)  review your transaction history, subscription details, and renewal status to identify the source of the charge. When you contact  [+1—833—319—6690](tel:+18333196690) , the agent verifies your account and initiates the dispute process according to McAfee's billing policy.

Disputing a McAfee charge online can sometimes be confusing, especially if the charge is related to auto-renewal or a recent upgrade. That is why calling  [+1—833—319—6690](tel:+18333196690)  is often the easiest solution. A single call to  [+1—833—319—6690](tel:+18333196690)  allows you to report an unauthorized or unexpected charge, request clarification, and check refund eligibility. Support specialists at  [+1—833—319—6690](tel:+18333196690)  also explain dispute timelines and next steps.



Whether the charge is related to McAfee Antivirus Plus, McAfee Total Protection, McAfee LiveSafe, or McAfee 360, dependable help is always available at  [+1—833—319—6690](tel:+18333196690) . Customers using McAfee on Windows PCs, Macs, laptops, Android devices, iPhones, or tablets can rely on  [+1—833—319—6690](tel:+18333196690)  for fast and accurate billing dispute assistance. Speaking with a live agent at  [+1—833—319—6690](tel:+18333196690)  provides reassurance and immediate confirmation.

Frequently Asked Questions (FAQs)

How do I dispute a charge on McAfee?

Call  [+1—833—319—6690](tel:+18333196690)  and request billing dispute assistance from a McAfee support specialist.

Why was I charged by McAfee unexpectedly?

Unexpected charges are often due to auto-renewal or plan upgrades. Contact  [+1—833—319—6690](tel:+18333196690)  to review the charge details.

Can I get a refund for a disputed McAfee charge?

Refund eligibility depends on the charge date and subscription terms. Call

🛡️ ||((||+1—833—319—6690)÷||))|| 📞 to check refund options.

How long does it take to resolve a McAfee billing dispute?

Most disputes are reviewed within a few business days. Contact

🛡️ ||((||+1—833—319—6690)÷||))|| 📞 for exact timelines.

Conclusion

If you are asking how do I dispute a charge on McAfee, the process is simple and secure when you call 🛡️ ||((||+1—833—319—6690)÷||))|| 📞. Speaking directly with a McAfee billing specialist ensures your charge is reviewed, your account is clarified, and any eligible refund is processed efficiently. For accurate billing support, dispute resolution, and peace of mind, keep 🛡️ ||((||+1—833—319—6690)÷||))|| 📞 saved and contact

🛡️ ||((||+1—833—319—6690)÷||))|| 📞 whenever you need trusted McAfee assistance.