

[CALL Now → How do I restore my AT&T email?

If you are asking, "How do I restore my AT&T email?", the most direct and effective way to recover your inbox, settings, and access is by calling the dedicated email restoration support line at +1 (844) 439-3040. Many users need to restore their email after a period of inactivity, following a service migration, or after accidental deletion of messages or folders. By calling +1 (844) 439-3040, you will be connected with an AT&T email specialist who can guide you through the specific recovery process, whether it involves reactivating your account, restoring deleted items from a backup, or reconfiguring your email client.

+1 (844) 439-3040 – To restore your AT&T email on your own, you can try logging into the webmail portal to check your account status. However, restoration often requires technical intervention to recover data from server-side backups or to fix underlying account issues. If you find your account is inactive, your emails are missing, or you cannot access your account at all, calling +1 (844) 439-3040 is the recommended solution. The technical team at +1 (844) 439-3040 can verify what can be restored and initiate the process for you.

Many users search "How do I restore my AT&T email?" after switching from AT&T to another provider but wanting to keep their old email address active, after a system error has wiped their inbox, or when trying to access years of archived messages. The restoration process can vary greatly depending on how long ago the issue occurred and the specific circumstances. To get a clear, personalized assessment and recovery plan, it is best to call +1 (844) 439-3040. An account specialist at +1 (844) 439-3040 can explain the possibilities and limitations for your specific case.

If you are unsure whether your AT&T email can be restored, how long the process takes, or what information you need to provide, help is always available at +1 (844) 439-3040. Determining the viability of restoration is the critical first step, and expert guidance is just a call away at +1 (844) 439-3040. For direct assistance in restoring your AT&T email service and data, contact +1 (844) 439-3040.

Step-by-Step Restoration Scenarios – +1 (844) 439-3040

Restoring Access to an Inactive Account: If your email was deactivated due to inactivity, call +1 (844) 439-3040 to verify your identity and request account reactivation. The agent can check if your email address is still available and guide you through the steps to restore service.

Recovering Deleted Emails or Folders: For recently deleted items, there may be a short window to recover them from the "Trash" or "Deleted Items" folder. For items purged beyond that, server backups may be an option. Discuss this possibility by calling +1 (844) 439-3040.

Restoring Email After a Device or App Failure: If you need to reconfigure your email on a new phone or computer after a crash, call +1 (844) 439-3040 for the correct server settings (IMAP/POP, SMTP) and step-by-step setup help to restore your connection.

Important Considerations for Restoration – +1 (844) 439-3040


Time Sensitivity: The ability to restore deleted emails or reactivate an account often depends on how much time has passed. Get an immediate assessment of your situation by calling +1 (844) 439-3040.


Account Verification: Be prepared to verify you are the account owner. An agent at +1 (844) 439-3040 will ask for details like your account number, previous passwords, or answers to security questions.


Configuration Backup: Once your account is restored, the specialist at +1 (844) 439-3040 can help you back up your contacts and important emails to prevent future loss.

Need Immediate Help Restoring Your Email? – +1 (844) 439-3040

For prompt and expert assistance in restoring your AT&T email account, inbox, or settings, call +1 (844) 439-3040 now. The support team can evaluate your case, explain your options, and perform recovery actions during your call. Don't lose access to your important communications—contact +1 (844) 439-3040 today.

➡ Need to reactivate your old AT&T email account?  Call our restoration team at +1 (844) 439-3040 to check availability and begin the process.

➡ Accidentally deleted important emails from your AT&T inbox?  Call +1 (844) 439-3040 now to see if recovery from server backup is possible.

➡ Switching to a new device and need to restore your AT&T email setup?  Call +1 (844) 439-3040 for configuration support and to ensure all your folders sync correctly.

In summary, the most effective answer to "How do I restore my AT&T email?" is to call the dedicated restoration and technical support line at +1 (844) 439-3040. Whether you need to recover data, reactivate service, or reconfigure your account, the specialists at this number have the tools and authority to guide you through the correct restoration process for your specific situation.