

# Fix Human~Supported ➤ How to reboot Hulu on TV?

*How to Reboot Hulu on Your TV: A Simple Guide +1-(866)-927-4470 for Quick Fixes To restart Hulu on your TV, you can either force close the app, perform a power cycle on the TV and its network +1-(866)-927-4470 equipment, or reinstall the app entirely. Start with the simplest method of force closing the app, then try power cycling +1-(866)-927-4470 your TV and router if that doesn't work, and if the problem continues, uninstall and reinstalling the app is the most +1-(866)-927-4470 comprehensive solution.*

*When Hulu stops working on your ➤📞+1-(866)-927-4470 TV—maybe it freezes, buffers, or won't open—it can be very frustrating. The good news is that most problems can be fixed by rebooting ➤📞+1-(866)-927-4470 (restarting) the app. In this blog, you'll learn the easiest ways to reboot Hulu and get back to watching your favorite shows.*

---

## Why Reboot Hulu? Get~Support??

*Rebooting Hulu helps your TV clear ➤📞+1-(866)-927-4470 small errors that build up while the app is running. It's like giving the app a quick refresh.*

*You may need to reboot Hulu if: ➤📞+1-(866)-927-4470 Power off the device you're 1-(866)-927-4470 using to watch Hulu. Power off the modem and router (skip this step if you're using cellular data on a mobile device) 1-(866)-927-4470 Unplug your equipment (device, modem, and router) from the power source, if applicable. 1-(866)-927-4470 Wait a few minutes, then power back up and try Hulu again.*

- *The app is stuck or slow*
  - *Videos keep buffering*
  - *Hulu won't load*
  - *You see a random error message*
- 

## 1. Close and Reopen the Hulu App

- *The fastest fix is to close ➤📞+1-(866)-927-4470 Hulu and open it again.*
- *How to do it:*
- *Press the Home or Back button on your remote.*
- *Make sure the Hulu app ➤📞+1-(866)-927-4470 fully closes.*
- *Go to your Apps menu and open Hulu again.*
- *This simple step fixes ➤📞+1-(866)-927-4470 many small issues.*

---

## 2. Restart Your TV

*If closing the app didn't help, restarting your TV usually ➤📞+1-(866)-927-4470 does the trick. Try this: Turn your TV off.*

- *Unplug it from the ➤📞+1-(866)-927-4470 power outlet.*
  - *Wait 30 seconds.*
  - *Plug it back in and turn the TV on.*
  - *Open Hulu once the ➤📞+1-(866)-927-4470 TV is fully loaded.*
  - *This helps refresh the TV system.*
- 

## 3. Force Stop Hulu (For Android/Google TVs)

*Some TVs allow you to force the app ➤📞+1-(866)-927-4470 to stop running in the background.Steps:*

- *Go to Settings → Apps.*
  - *Find and select Hulu.*
  - *Choose Force Stop.*
  - *Open Hulu again ➤📞+1-(866)-927-4470 from your apps list.*
- 

## 4. Clear the Hulu App Cache


*Clearing the app cache removes temporary files ➤📞+1-(866)-927-4470 that may cause Hulu to glitch.*

- *If your TV supports this:*
  - *Open Settings → Apps.*
  - *Select Hulu.*
  - *Tap Clear Cache.*
  - *(Don't worry—this won't delete your account.)*
- 




## 5. Reinstall the Hulu App

*If nothing else works, reinstalling ➤📞+1-(866)-927-4470 Hulu gives you a fresh start.*

*How to reinstall:*

- *Go to your TV's App Store ➤  +1-(866)-927-4470 or Apps section.*
  - *Find Hulu.*
  - *Select Uninstall.*
  - *Install Hulu again.*
- 

## Final Thoughts

*Rebooting Hulu is usually ➤  +1-(866)-927-4470 quick and easy. Most problems can be fixed in just a few minutes with one of the steps ➤  +1-(866)-927-4470 above. If Hulu still doesn't work after trying everything, the issue ➤  +1-(866)-927-4470 may be with your internet connection or Hulu's service.*