

2018 SMP/SHIP

NATIONAL CONFERENCE

August 20–23 • Chicago, IL

TRAX: A Sneak Preview of the NEW SMP Training Tracker

Heather Flory and Sara Lauer, SMP Resource Center

TRAX: A Sneak Preview of the NEW SMP Training Tracker



August 21, 2018



Agenda

TRAX overview

TRAX
demonstration

Resources and
questions

Check-in Question!

Do you have
access to the SMP
Resource Library?

SMP RESOURCE LIBRARY

www.smpresource.org > Resources for SMPs > SMP Resource Library

TRAX: Training Tracker

The training tracking system for the SMP network

Rolling out to SMPs later this year, in the SMP Resource Library

Will allow SMPs to take, assign, and track training and assessments

Access levels vary based on user role

Note: If you're not sure if your SMP will use TRAX, ask your SMP director.



3 Phases of Development

Phase 1: Center testing

- In progress

Phase 2: SMP testing*

- Summer 2018

Phase 3: TRAX rollout

- Timing TBD

* Sign up for a TRAX work group by August 29!

TRAX access: SMP Resource Library



Font Size:

aA

aA

aA

Search this site



[What SMPs Do](#)

[Medicare Fraud](#)

[You Can Help](#)

[FAQs](#)

[Contact Us](#)

[RESOURCES FOR SMPs](#)

Login

[Home](#) / [Login](#)

Member Login

Email:

Password:

LOGIN

[Forgot your password?](#)

Not a Member?

This webpage is intended for Senior Medicare Patrol (SMP) representatives who need to access their Resource Library. If you are a member of the general public and wish to learn more about the SMP program, go to [Learn about SMPs](#). If you are an SMP representative wishing to be a member, go to [Create an Account](#).

- [Create an Account](#)
- [Learn about SMPs](#)

The mission of the SMP program is to empower and assist Medicare beneficiaries, their families, and caregivers to prevent, detect, and report health care fraud, errors, and abuse through outreach, counseling, and education.



New “trainee” user role

- Trainee users can take training assigned to them in TRAX.
- They have no access to resources, events, assessments, or other training unless it is assigned by a coordinator or director user.

Welcome to TRAX



TRAX is the training tracking system for the SMP network. It allows SMPs to take, assign, and track training as well as assessments.

If you're not sure if your state is using TRAX, please check with your SMP director or coordinator of volunteers.

To learn more about TRAX, move your cursor to the links on the right and hover over each one of them.

My Training


[To-Do List](#)

[Transcript](#)

Associate user role

Associate users can take training in TRAX, access resources and events in the SMP Resource Library, and add items to their own “To-Do List.”



Welcome back, HFtest Associate | [Logout](#) | [Contact Us](#) | 

[Library Home](#)

[Resources](#)

[News](#)

[FAQs](#)

[Events](#)

[TRAX](#)

TRAX

[Library Home](#) / [TRAX](#)

Welcome to TRAX



TRAX is the training tracking system for the SMP network. It allows SMPs to take, assign, and track training as well as assessments.

If you're not sure if your state is using TRAX, please check with your SMP director or coordinator of volunteers.

To learn more about TRAX, move your cursor to the links on the right and hover over each one of them.

My Training

Access your own training

[To-Do List](#)

[Available Training](#)

[Transcript](#)

Coordinator without training access


- All coordinator users can take training in TRAX, access resources and events in the SMP Resource Library, and add items to their own “To-Do List.”
- Coordinator users who don’t have access to other users’ training will have similar TRAX access to associate users.

The screenshot shows the TRAX web application interface. At the top, there is a navigation bar with links for Library Home, Resources, News, FAQs, Events, and TRAX. The TRAX link is highlighted with a white dropdown arrow. In the top right corner, there is a blue button with an upload icon and the text 'UPLOAD'. Below the navigation bar, there is a green header with the text 'TRAX' on the left and 'Library Home / TRAX' on the right. The main content area is divided into two columns. The left column has a heading 'Welcome to TRAX' and a logo for 'TRAX training tracker' which consists of a blue hexagonal shape with a 'T' and a '3' inside. Below the logo, there is a paragraph of text: 'TRAX is the training tracking system for the SMP network. It allows SMPs to take, assign, and track training as well as assessments. If you're not sure if your state is using TRAX, please check with your SMP director or coordinator of volunteers.' At the bottom of this column, there is a line of text: 'To learn more about TRAX, move your cursor to the links on the right and hover over each one of them.' The right column has a heading 'My Training' and a sub-heading 'Access your own training'. Below this, there are three links: 'To-Do List', 'Available Training', and 'Transcript'.

Library Home Resources News FAQs Events **TRAX** [UPLOAD](#)

TRAX Library Home / TRAX

Welcome to TRAX

 TRAX training tracker

TRAX is the training tracking system for the SMP network. It allows SMPs to take, assign, and track training as well as assessments. If you're not sure if your state is using TRAX, please check with your SMP director or coordinator of volunteers.

To learn more about TRAX, move your cursor to the links on the right and hover over each one of them.

My Training
Access your own training

[To-Do List](#)

[Available Training](#)

[Transcript](#)

Director / coordinator with training access

- Coordinator users who **do** have access to other users' training will have similar TRAX access to director users.
- Directors and these coordinator users can view other users' training and add items to other users' To-Do Lists.

The screenshot displays a user interface for training management. It is divided into two main sections, each with a title and a subtitle, followed by a list of menu items.

My Training
Access your own training

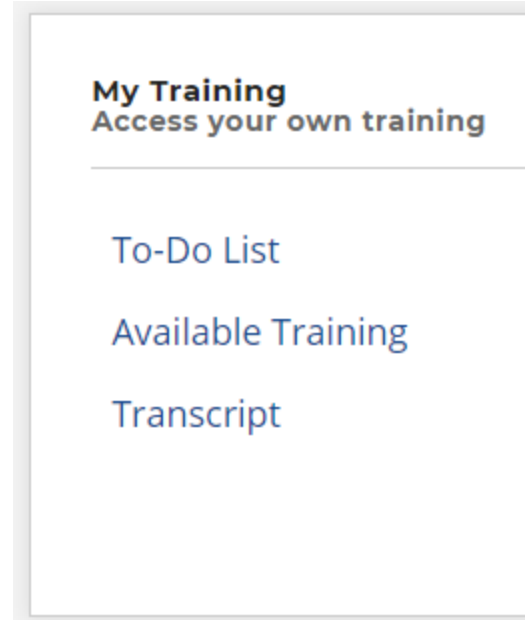
- To-Do List
- Available Training
- Transcript

My Users' Training
Access training for all users in your state

- To-Do Lists
- Available Training
- Transcripts
- Assessment Results
- List of Users
- List of Trainees

Basic TRAX functionality

- **To-Do List:** Training items to complete
 - Trainee users need to have a director or coordinator add items for them.
 - All other users can add items themselves.
- **Available Training:** Training available to add to each user's To-Do List
 - Includes web events, online courses, assessments, SMP library resources, and training curricula developed by the Center.
- **Transcript:** Completed training items



Advanced TRAX functionality

Additional functionality will be available in TRAX to director-level users and coordinator users who directors authorize to access other users' training.

For example, these users will be able to review the To-Do Lists and Transcripts for other users in their SMP and add training to their users' To-Do Lists.

My Users' Training

Access training for all users in your state

To-Do Lists

Available Training

Transcripts

Assessment Results

List of Users

List of Trainees

TRAX demonstration: basic functionality

- Accessing TRAX in the SMP Resource Library
- Adding available training, taking training using My To-Do List, and viewing my transcript
- Requesting a trainee user account



TRAX resources and questions

- For more information about TRAX, search the SMP Resource Library for keyword “TRAX.”
- For TRAX questions, email the TRAX mailbox: TRAX@smpresource.org, or stop by the SMP Resource Center booth during breaks tomorrow or as staff are available!
- Sign up for a TRAX work group today or by August 29 using this link: <https://www.surveymonkey.com/r/YQB7FQG>

Questions?



The production of this presentation was supported by a grant (No. 90MPRC0001) from the Administration for Community Living (ACL).