













 **(+ 1 866 738 (0622 ) KLM Royal**

**Dutch Airlines boarding pass "**

 **Call Now!"**

A KLM Royal Dutch Airlines boarding pass  (+ 1 866 738 (0622 )) is an essential travel document that allows you to pass through airport security and board your flight. It contains important details such as  (+ 1 866 738 (0622 )) your name, flight number, departure time, seat assignment, boarding group, and a barcode or QR code that airport staff  (+ 1 866 738 (0622 )) scan at different checkpoints. You can obtain your KLM Royal Dutch Airlines boarding pass through several convenient methods,  (+ 1 866 738 (0622 )) depending on how and when you check in for your flight.

The most  (+ 1 866 738 (0622 )) common way to get your boarding pass is through online check-in, which usually opens 24 hours before the scheduled departure time of your flight. To check  (+ 1 866 738 (0622 )) in online, you can visit the KLM Royal Dutch Airlines official website or use the KLM Royal Dutch Airlines mobile app. After entering your booking  (+ 1 866 738 (0622 )) reference and last name, you will be guided through the check-in process, where you can confirm your travel details  (+ 1 866 738 (0622 )), choose or review your seat, and then download your boarding pass. Once generated, the boarding pass can be  (+ 1 866 738 (0622 )) saved as a PDF, emailed to you, or added to your phone's digital wallet for easy access at the airport.

KLM Royal Dutch Airlines also offers a  (+ 1 866 738 (0622 )) mobile boarding pass, which is a popular option for travelers who prefer paperless travel. After  (+1 866 738 0622) checking in via the mobile app, your boarding pass will be stored directly in the app and can also be saved to Apple Wallet or Google Wallet  (+ 1 866 738 (0622 )) This digital boarding pass can be shown on your phone  (+1 866 738 0622) screen at security checkpoints and at the boarding gate. It is recommended to save the boarding pass offline or take a screenshot in case of  (+ 1 866 738 (0622 )) poor internet connectivity at the airport.

If you are 📞(+ 1 866 738 (0622) ) unable to check in online—often due to passport verification, visa requirements, or certain international travel restrictions—you 📞(+ 1 866 738 (0622) ) can still obtain your boarding pass at the airport. KLM Royal Dutch Airlines provides self-service kiosks at many airports, where you can check 📞(+ 1 866 738 (0622) ) in by entering your booking reference or scanning your passport. These kiosks will print a physical boarding pass 📞(+ 1 866 738 (0622) ) for you. Alternatively, you can visit the KLM Royal Dutch Airlines 📞(+ 1 866 738 (0622) ) check-in counter, where an airline agent 📞(+ 1 866 738 (0622) ) will verify your documents and issue a printed boarding pass 📞(+1 866 738 0622). This option is especially useful for passengers traveling internationally, 📞(+ 1 866 738 (0622) ) with special service requests, or with checked baggage.

It is important to 📞(+ 1 866 738 (0622) ) arrive at the airport early if you plan to get your boarding pass there. KLM Royal Dutch Airlines 📞(+1 866 738 0622) generally recommends arriving at least 3 hours before departure for international flights 📞(+ 1 866 738 (0622) ). Boarding gates typically close 30–45 minutes before departure, so having your boarding pass ready well in advance helps avoid last-minute stress 📞(+ 1 866 738 (0622) ).

In summary, 📞(+ 1 866 738 (0622) ) you can get your KLM Royal Dutch Airlines boarding pass online, on your mobile phone, 📞(+1 866 738 0622) at an airport kiosk, or from the check-in counter 📞(+ 1 866 738 (0622) ). Whether you choose a digital or printed version, 📞(+1 866 738 0622) make sure your boarding pass is easily accessible throughout your journey, as it will be required multiple times before you board your flight 📞(+ 1 866 738 (0622) ).

A KLM Royal Dutch Airlines boarding pass 📞(+1 866 738 0622) is an essential travel document that allows passengers to clear airport security and board their flight smoothly. It includes important details such as the traveler's name, flight number, 📞(+1 866 738 0622) departure time, gate information, seat assignment, and a barcode or QR code that is scanned at various checkpoints. Having quick access to your boarding pass 📞(+1 866 738 0622) ensures a hassle-free airport experience from check-in to boarding.

One of the most convenient ways to obtain a KLM Royal Dutch Airlines boarding pass ☎(+1 866 738 0622) is through online check-in, which typically opens 24 hours before departure ☎(+1 866 738 0622). Passengers can check in via the official KLM Royal Dutch Airlines ☎(+1 866 738 0622) website or mobile app by entering their booking reference and last name. After confirming travel details and selecting a seat ☎(+1 866 738 0622), the boarding pass can be downloaded as a PDF, emailed, or saved to a mobile device for easy access throughout the journey ☎(+1 866 738 0622).

For travelers who cannot check in online ☎(+1 866 738 0622) due to passport verification, visa requirements, or international travel rules, KLM Royal Dutch Airlines ☎(+1 866 738 0622) also provides airport options. Passengers may use self-service kiosks to print their boarding pass ☎(+1 866 738 0622) or visit the check-in counter for assistance from an airline representative ☎(+1 866 738 0622). Whether digital or printed, it is important to keep your boarding pass ☎(+1 866 738 0622) accessible at all times, ☎(+1 866 738 0622) as it will be required at security checks and the boarding gate ☎(+1 866 738 0622).